BLUE MOUNTAIN'S FEDERATION ENCLAVE

AIZAWL, MIZORAM

SITE LOCATION

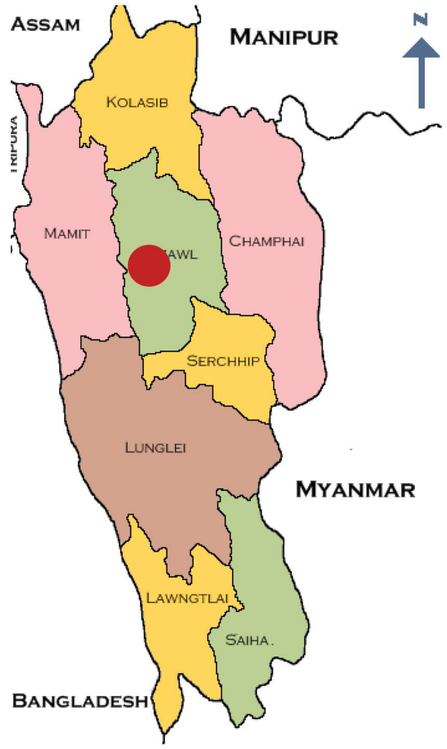

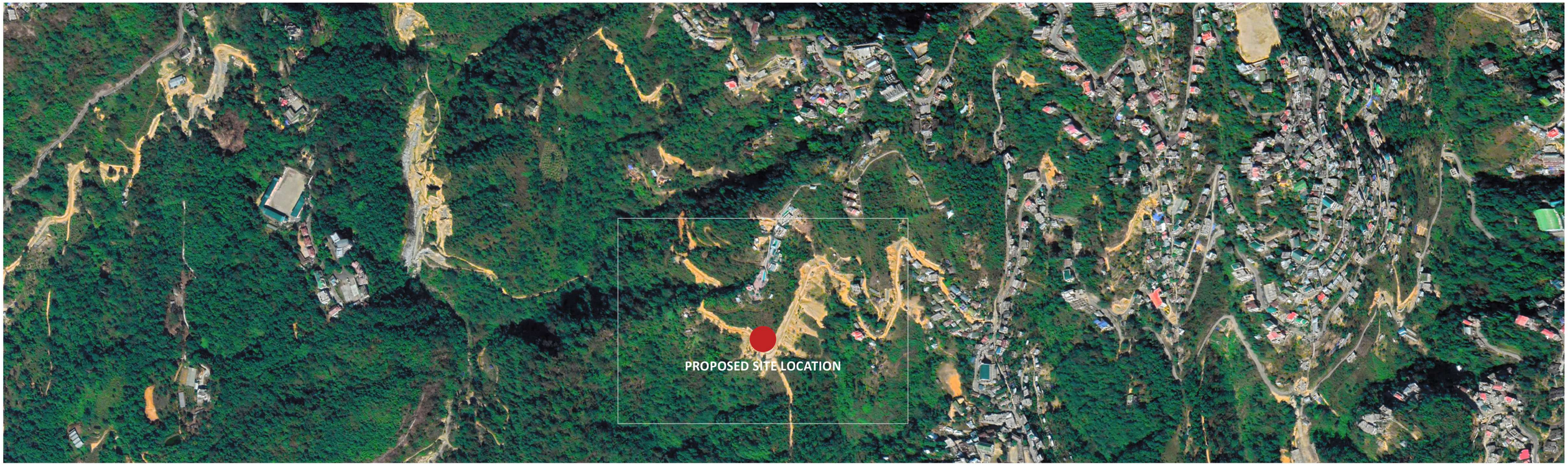

MASTER PLAN

LEGEND

1. Building A (3BHK)
2. Building B (3BHK)
3. Building C (3BHK)
4. Building D (3BHK)
5. Building E (4BHK)
6. Building F (2BHK)
7. Building G (2BHK)
8. Building H (4BHK)
9. Amenity Building
10 Parking Area 01
11 Parking Area 02
12 Parking Area 03
13 Parking Area 04
14 Parking Area 05
15 Parking Area 06
16 Parking Area 07
17 Parking Area 08
18 Parking Area 09
19 Parking Area 10
20 Parking Area 11
21 Terrace Garden
22 Terrace Garden
23 Terrace Garden
24 Existing Green Area

SITE AREA : 5.5 ACRES

SITE PLAN - GROUND LEVEL

LEGEND

1. Building A (3BHK)
2. Building B (3BHK)
3. Building C (3BHK)
4. Building D (3BHK)
5. Building E (4BHK)
6. Building F (2BHK)
7. Building G (2BHK)
8. Building H (4BHK)
9. Amenity Building
10 Parking Area 01
11 Parking Area 02
12 Parking Area 03
13 Parking Area 04
14 Parking Area 05
15 Parking Area 06
16 Parking Area 07
17 Parking Area 08
18 Parking Area 09
19 Parking Area 10
20 Parking Area 11
21 Terrace Garden
22 Terrace Garden
23 Terrace Garden
24 Existing Green Area

SITE AREA : 5.5 ACRES

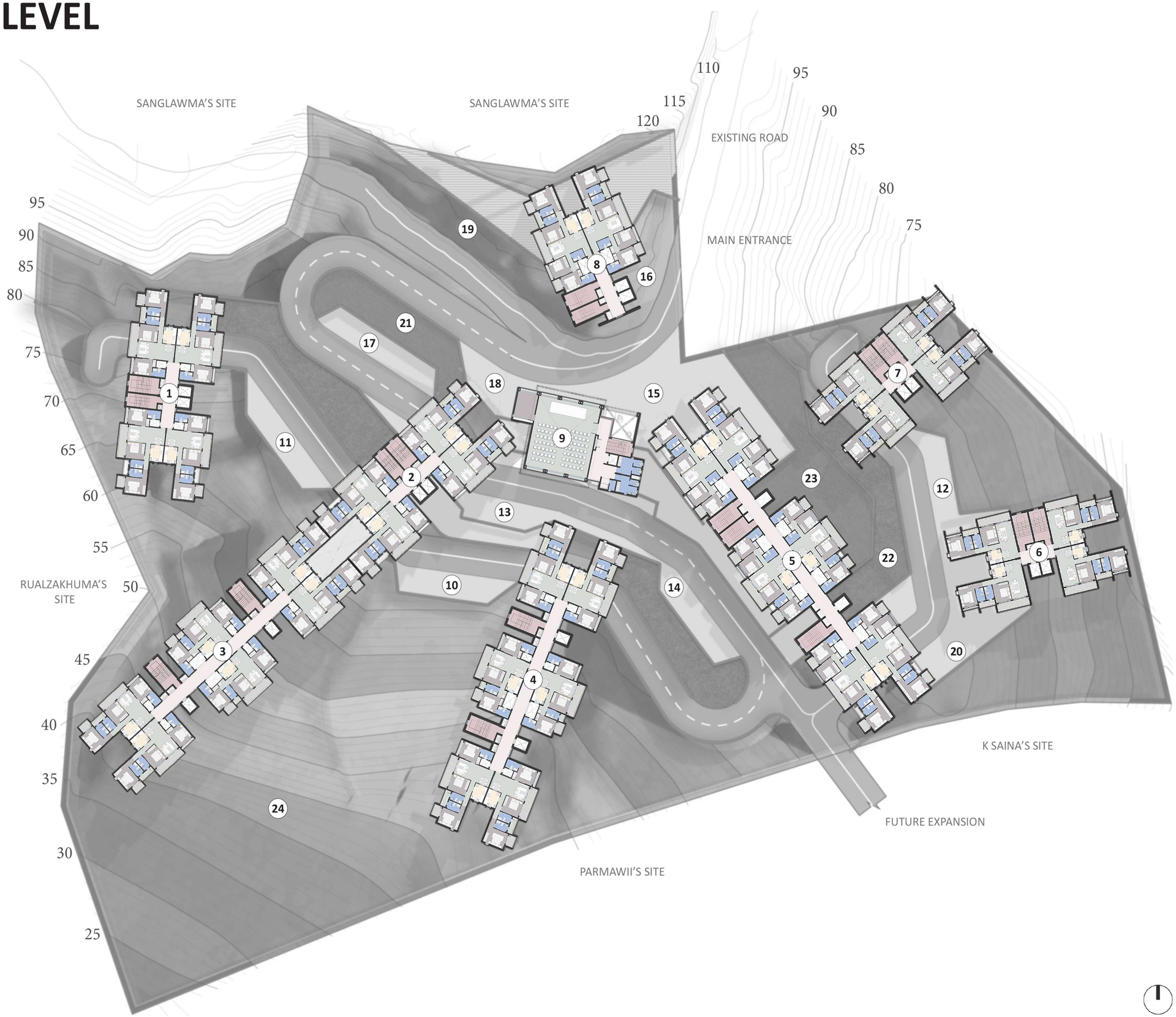

2 BHK - FLOOR PLAN

BUILDING F AND G

LEGEND

1. Common Passage (2.40M Wide)
2. Elevator Shaft
3. Staircase
4. 2BHK Unit

2 BHK - UNIT PLAN

LEGEND

1. Entry
2. Living / Dining Area (3.05M X 7.05M)
3. Kitchen (2.55M X 2.45M)
4. Passage (0.9M Wide)
5. Service Slab
6. Toilet (1.55M X 2.45M)
7. Balcony (6.20M X 1.30M)
8. Bedroom (3.05M X 3.55M)
9. Master Bedroom (3.00M X 3.90M)

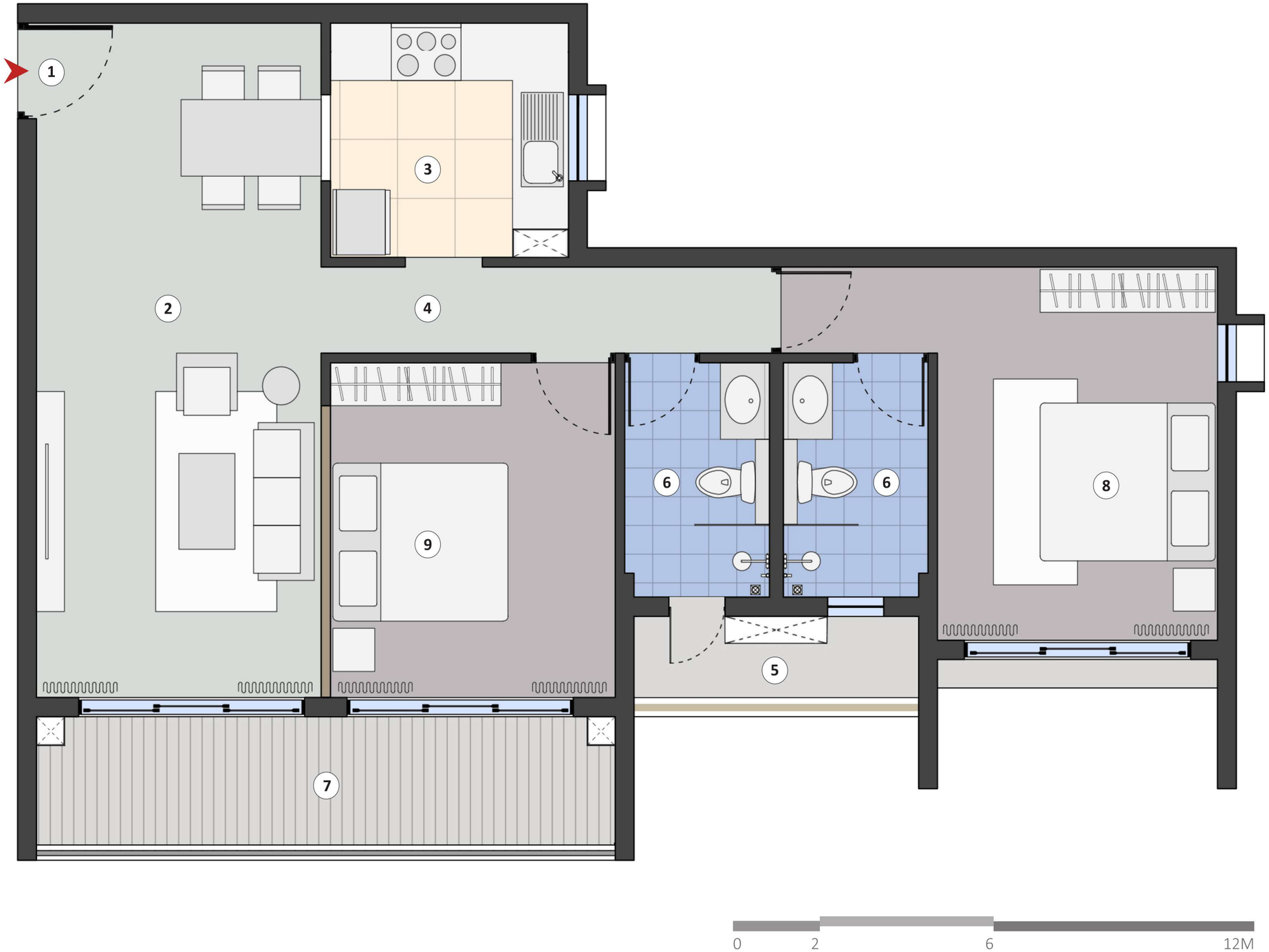

Carpet Area -1174Sq. Ft

Note: The above mentioned is saleable area. Considering the site terrain and uneven slope contours, a lot of buildup levels arises, but these have not been considered as part of loading to calculate saleable area. Common areas differ from building to building. Each building type has different requirements in terms of fire staircases passage width and other ancillary spaces, which has been factored to calculate the saleable area.

2 BHK - VIEW

2 BHK - VIEW

3 BHK - FLOOR PLAN

BUILDING B

LEGEND

1. Common Passage (2.40M WIDE)
2. Elevator Shaft
3. Staircase
4. 3BHK Unit - Type 1

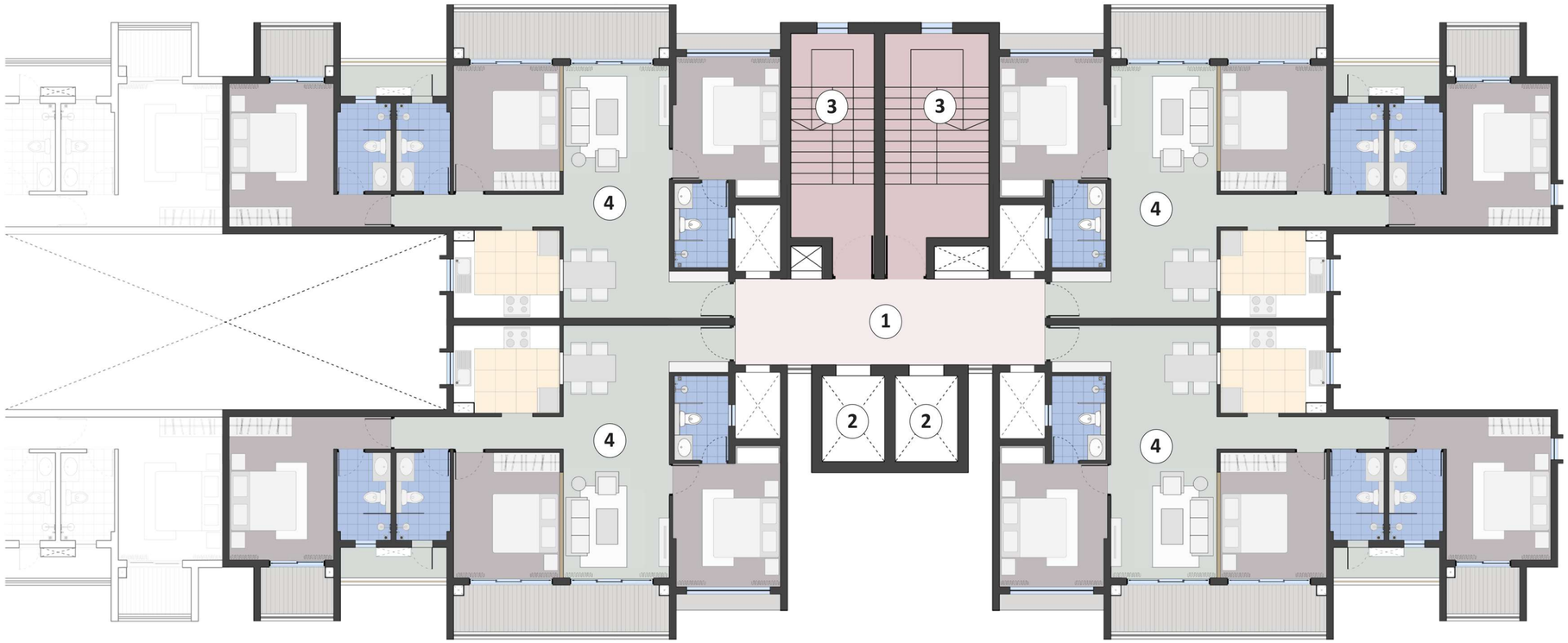

0 2 6 12M

3 BHK - FLOOR PLAN

BUILDING C

LEGEND

1. Common Passage (2.40M WIDE)
2. Elevator Shaft
3. Staircase
4. 3BHK Unit - Type 1
5. 3BHK Unit - Type 2

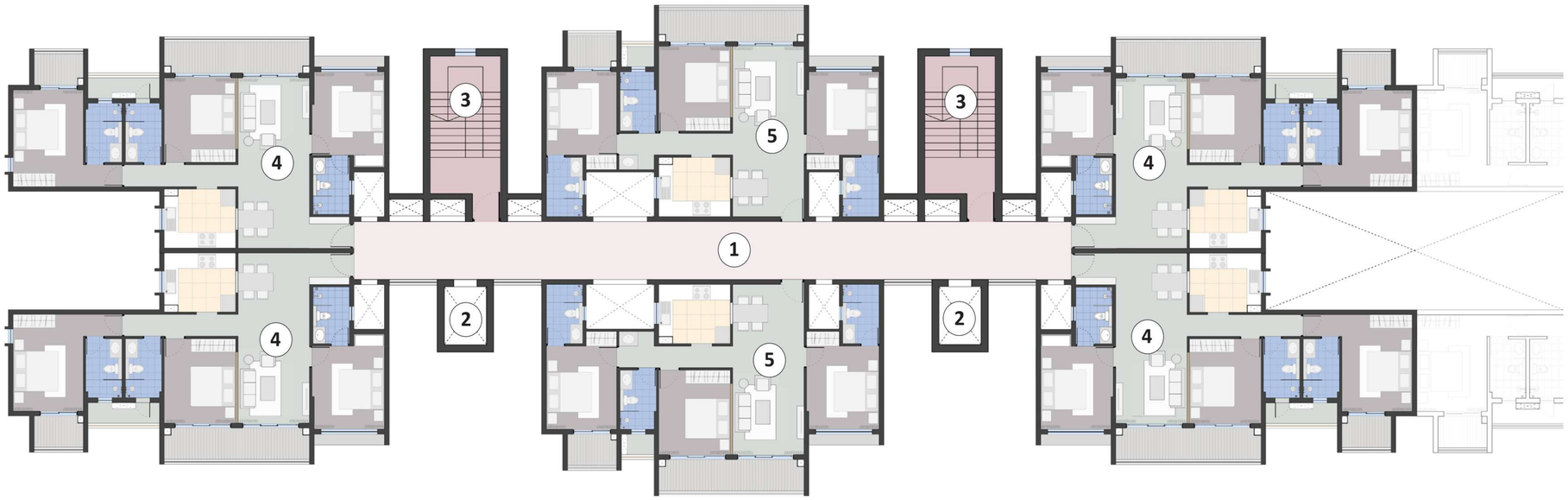

0 2 6 12M

3 BHK - FLOOR PLAN

BUILDING D

LEGEND

1. Common Passage (2.40M WIDE)
2. Elevator Shaft
3. Staircase
4. 3BHK Unit - Type 1
5. 3BHK Unit - Type 2

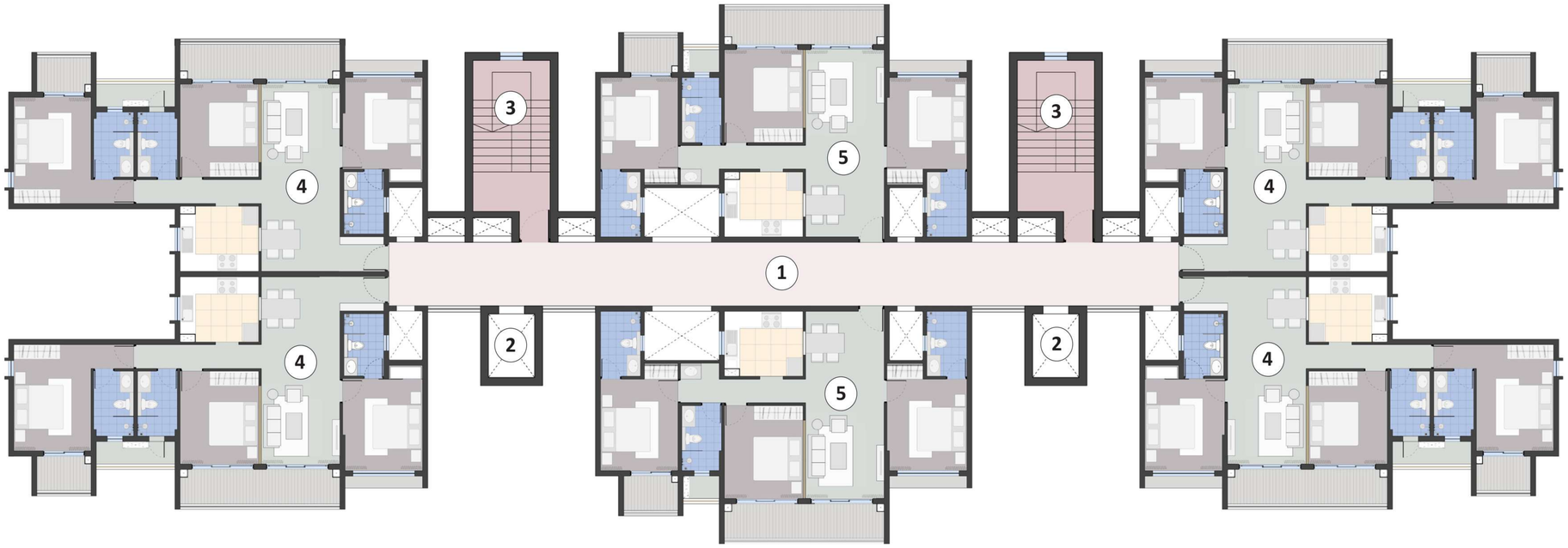

0 2 6 12M

3 BHK TYPE 1 - UNIT PLAN

LEGEND

1. Entry
2. Living / Dining Area (3.05M X 7.05M)
3. Kitchen (3.05M X 2.45M)
4. Passage (0.90M Wide)
5. Service Slab
6. Toilet (1.55M X 2.45M)
7. Balcony (6.20M X 1.30M)
8. Balcony (2.10M X 1.30M)
9. Bedroom (3.10M X 3.40M)
10. Master Bedroom (3.00M X 4.00M)
11. Bedroom (3.05M X 3.50M)

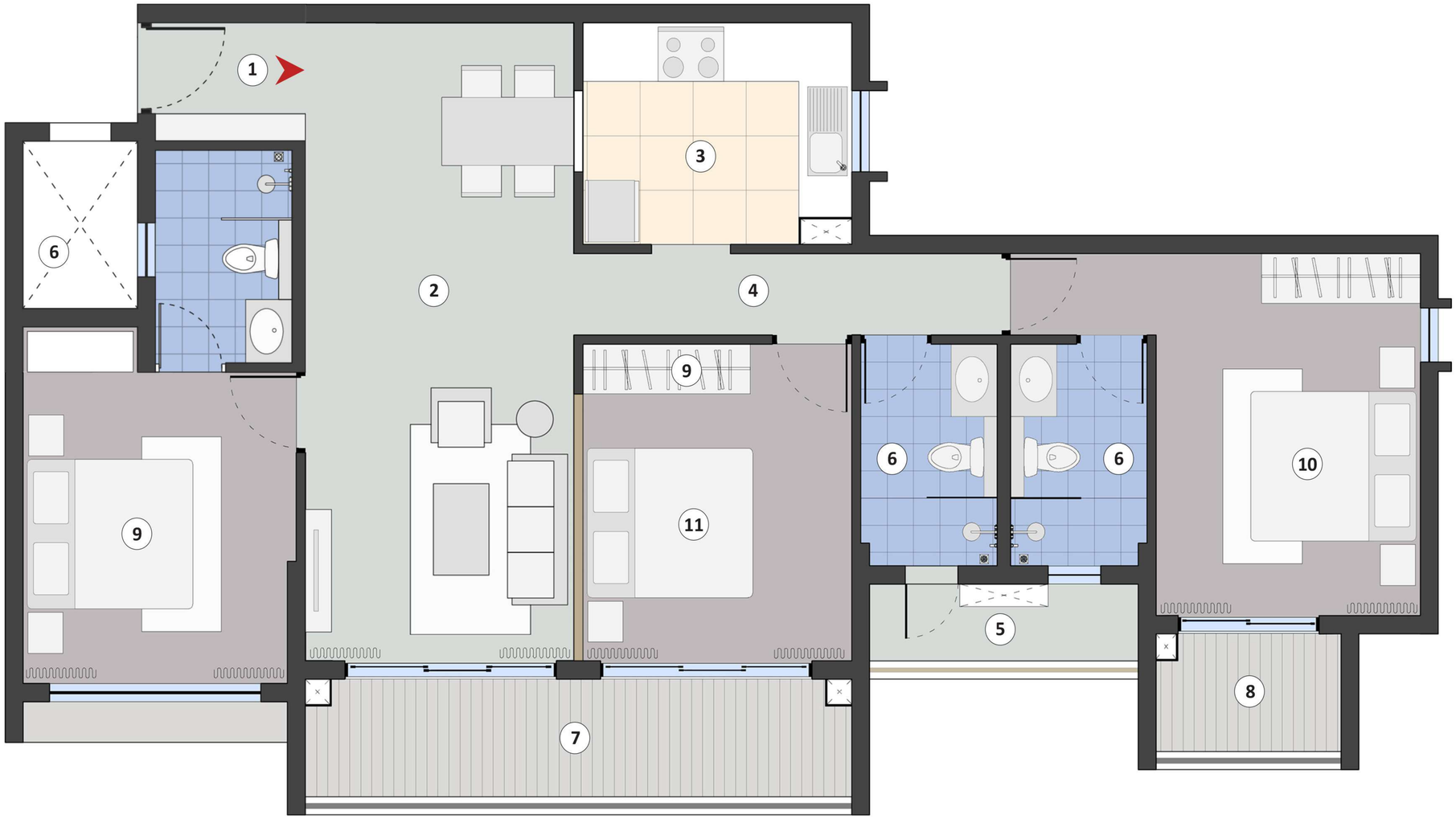

Carpet Area - 1491 Sq. Ft

Note: The above mentioned is saleable area. Considering the site terrain and uneven slope contours, a lot of buildup levels arises, but these have not been considered as part of loading to calculate saleable area. Common areas differ from building to building. Each building type has different requirements in terms of fire staircases passage width and other ancillary spaces, which has been factored to calculate the saleable area.

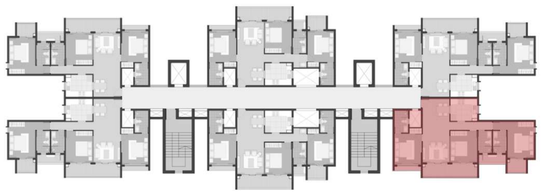

0 2 6 12M

3 BHK TYPE 1 - VIEW

3 BHK TYPE 1 - VIEW

3 BHK TYPE 2 - UNIT PLAN

LEGEND

1. Entry
2. Living / Dining Area (3.05M X 7.05M)
3. Kitchen (3.05M X 2.45M)
4. Passage (0.90M Wide)
5. Service Slab
6. Toilet (1.55M X 2.45M)
7. Balcony (6.20M X 1.30M)
8. Balcony (2.10M X 1.30M)
9. Bedroom (3.10M X 3.45M)
10. Master Bedroom (3.00M X 3.45M)
11. Bedroom (3.05M X 3.50M)

Carpet Area - 1462 Sq. Ft

Note: The above mentioned is saleable area. Considering the site terrain and uneven slope contours, a lot of buildup levels arises, but these have not been considered as part of loading to calculate saleable area. Common areas differ from building to building. Each building type has different requirements in terms of fire staircases passage width and other ancillary spaces, which has been factored to calculate the saleable area.

3 BHK TYPE 2 - VIEW

3 BHK TYPE 2 - VIEW

4 BHK - FLOOR PLAN

BUILDING H

LEGEND

1. Common Passage (2.40M WIDE)
2. Elevator Shaft
3. Staircase
4. 4BHK Unit Type 1

4 BHK TYPE 1 - UNIT PLAN

LEGEND

1. Entry
2. Living / Dining Area (3.05M X 7.05M)
3. Kitchen (3.05M X 2.45M)
4. Passage (0.9M Wide)
5. Service Slab
6. Toilet (1.55M X 2.45M)
7. Toilet (1.65M X 2.35M)
8. Balcony (6.20 X 1.30M)
9. Balcony (2.10 X 1.30M)
10. Master Bedroom (3.00M X 4.40M)
11. Bedroom (3.10M X 3.45M)
12. Bedroom (3.10M X 3.50M)
13. Bedroom (3.05M X 3.50M)

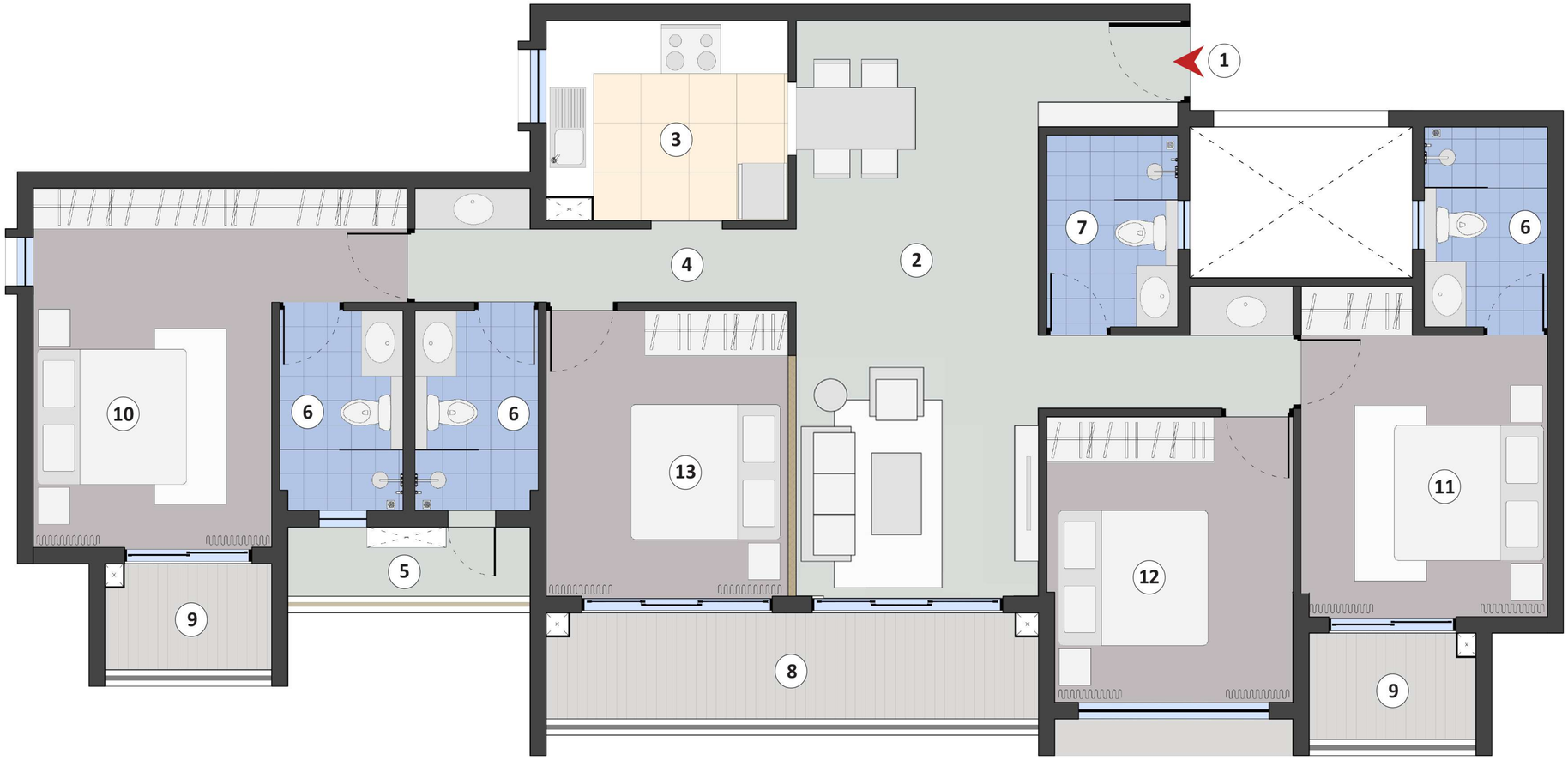

Carpet Area - 1926 Sq. Ft

Note: The above mentioned is saleable area. Considering the site terrain and uneven slope contours, a lot of buildup levels arises, but these have not been considered as part of loading to calculate saleable area. Common areas differ from building to building. Each building type has different requirements in terms of fire staircases passage width and other ancillary spaces, which has been factored to calculate the saleable area.

0 2 6 12M

4 BHK TYPE 1 - VIEW

4 BHK TYPE 1 - VIEW

4 BHK - FLOOR PLAN

BUILDING E

LEGEND

1. Common Passage (2.40M WIDE)
2. Elevator Shaft
3. Staircase
4. 4BHK Unit Type 1
5. 4BHK Unit Type 2

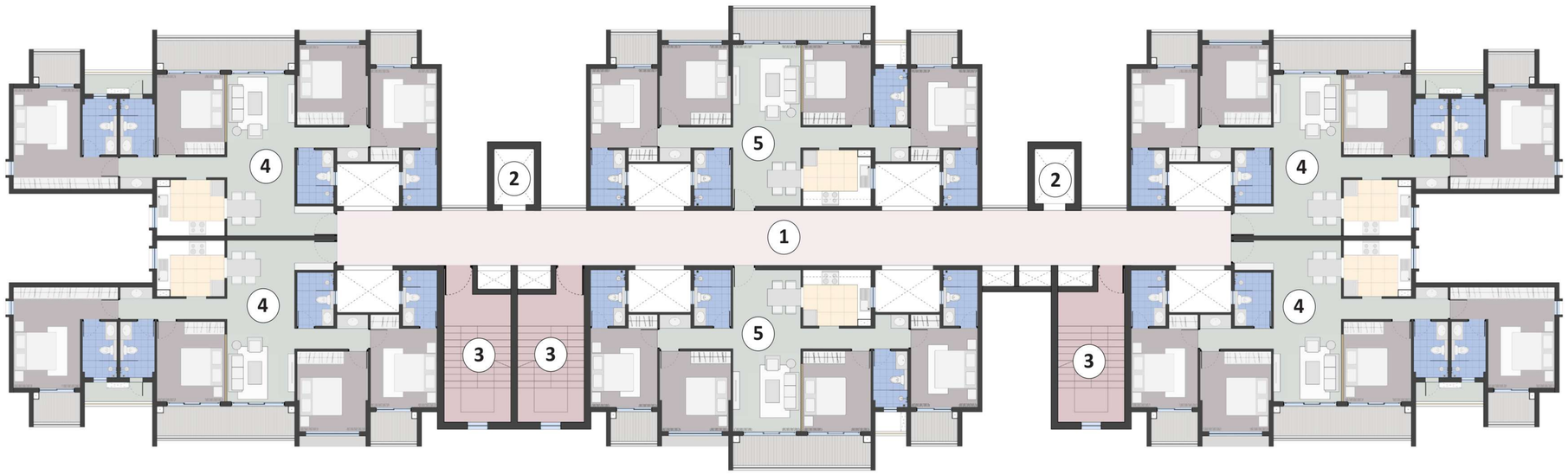

0 2 6 12M

4 BHK TYPE - 2

LEGEND

1. Entry
2. Living / Dining Area (3.05M X 7.05M)
3. Kitchen (3.05M X 2.45M)
4. Passage (0.9M Wide)
5. Service Slab
6. Toilet (1.55M X 2.45M)
7. Toilet (1.65M X 2.35M)
8. Balcony (6.20M X 1.30M)
9. Balcony (2.10M X 1.30M)
10. Master Bedroom (3.00M X 3.45M)
11. Bedroom (3.10M X 3.45M)
12. Bedroom (3.10M X 3.50M)
13. Bedroom (3.05M X 3.50M)

Carpet Area - 1818 Sq. Ft

Note: The above mentioned is saleable area. Considering the site terrain and uneven slope contours, a lot of buildup levels arises, but these have not been considered as part of loading to calculate saleable area. Common areas differ from building to building. Each building type has different requirements in terms of fire staircases passage width and other ancillary spaces, which has been factored to calculate the saleable area.

4 BHK TYPE 2 - 3D VIEW

TYPICAL LIVING AND DINING AREA

DINING AREA CONNECTED TO KITCHEN SPACE

LIVING SPACE WITH VIEW OF NATURAL TERRAIN

TYPICAL MASTER BEDROOM SPACE WITH ATTACHED BALCONY

TYPICAL BEDROOM SPACE

TYPICAL KITCHEN SPACE

TYPICAL KITCHEN SPACE

AMENITY BUILDING

LEVEL -3 (RETAIL SHOPS)

LEGEND

1. Staircase
2. Lift Shaft
3. Toilet (F)
4. Toilet (M)
5. Drinking Water
6. Janitor's Closet
7. Corridor (2.25M Wide)
8. Corridor (1.80M Wide)
9. Road (6.00M Wide)
10. Shop (3.60M X 6.00M)
11. Shop (3.60M X 2.20M)
12. Electrical room (3.60M X 3.60M)

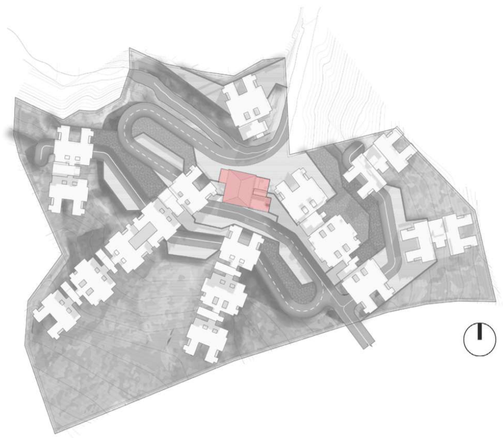

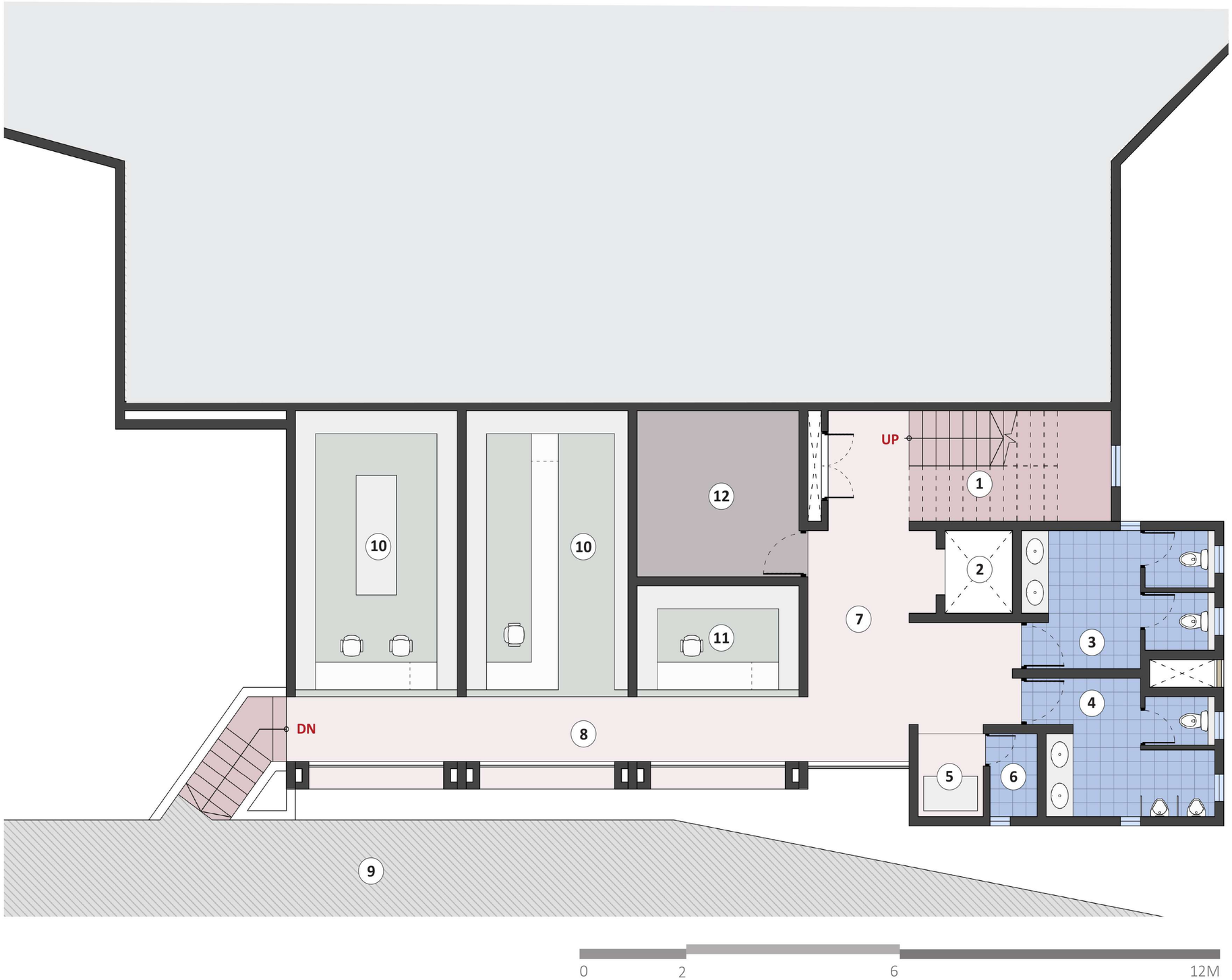

AMENITY BUILDING

LEVEL -2 (RETAIL SHOPS)

LEGEND

1. Staircase
2. Lift Shaft
3. Toilet (F)
4. Toilet (M)
5. Drinking Water
6. Janitor's Closet
7. Corridor (2.25M Wide)
8. Corridor (1.80M Wide)
9. Shop (3.60M X 6.00M)

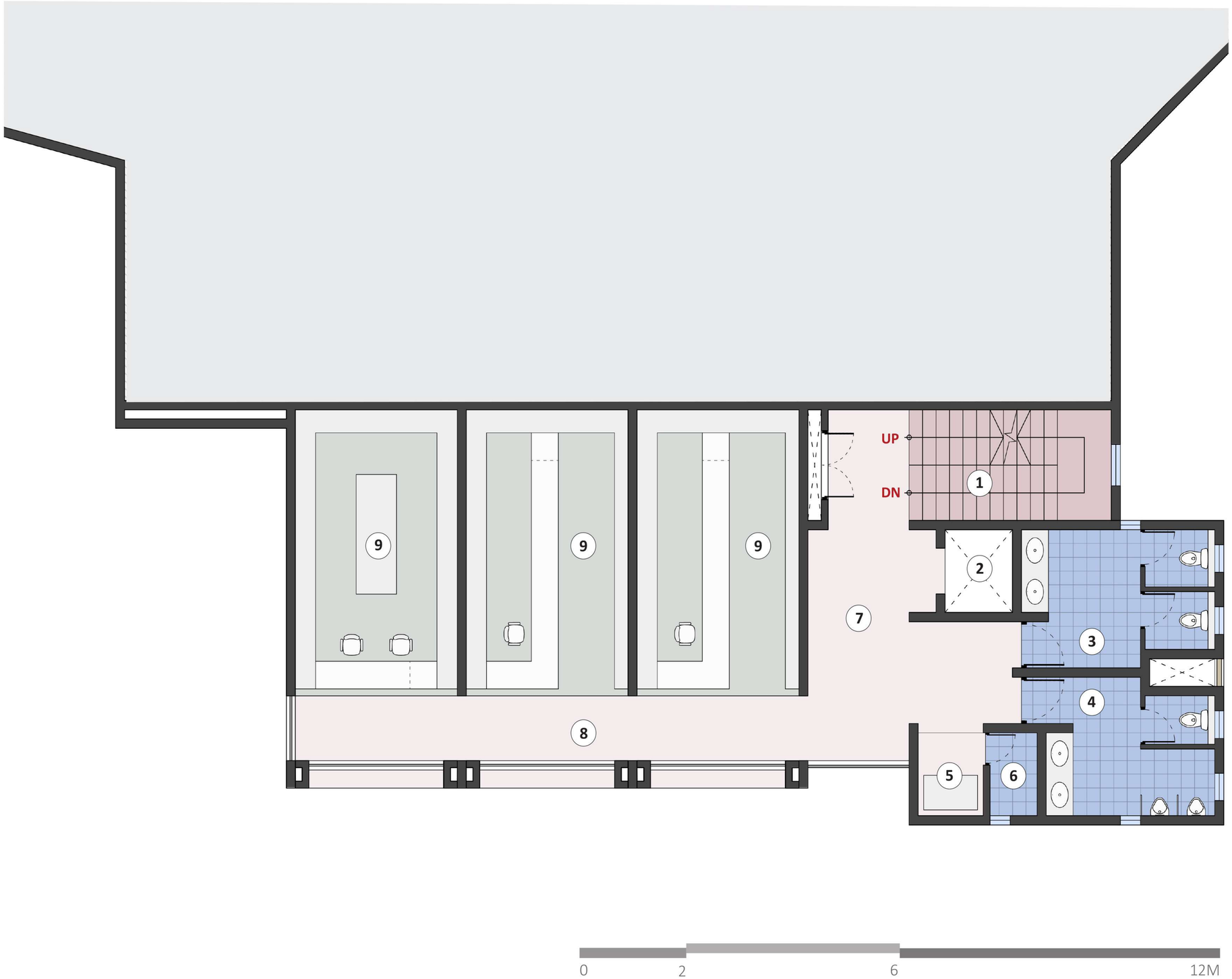

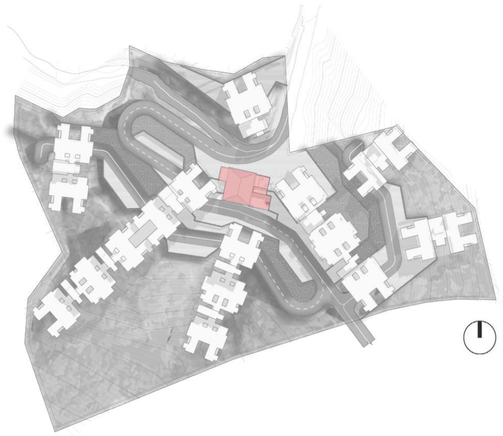

AMENITY BUILDING

LEVEL -1 (CAFETERIA)

LEGEND

1. Staircase
2. Lift Shaft
3. Toilet (F)
4. Toilet (M)
5. Drinking Water
6. Janitor's Closet
7. Corridor (2.25M Wide)
8. Cafeteria (11.2M X 7.60M)
9. Reception
10. Staff Entry (2.25M X 3.00M)
11. Storage (3.60M X 3.00M)
12. Pantry (3.60M X 3.00M)
13. Kitchen (3.60M X 3.00M)
14. Utensil Washing Area (3.60M X 3.00M)

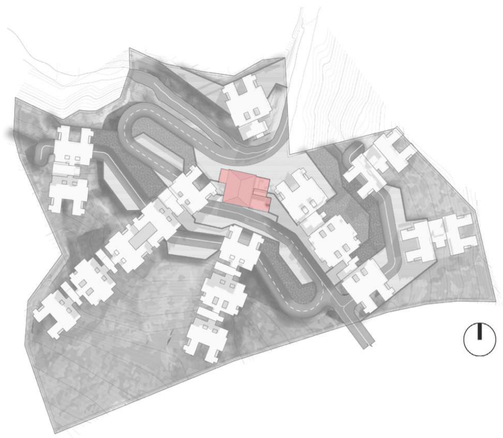

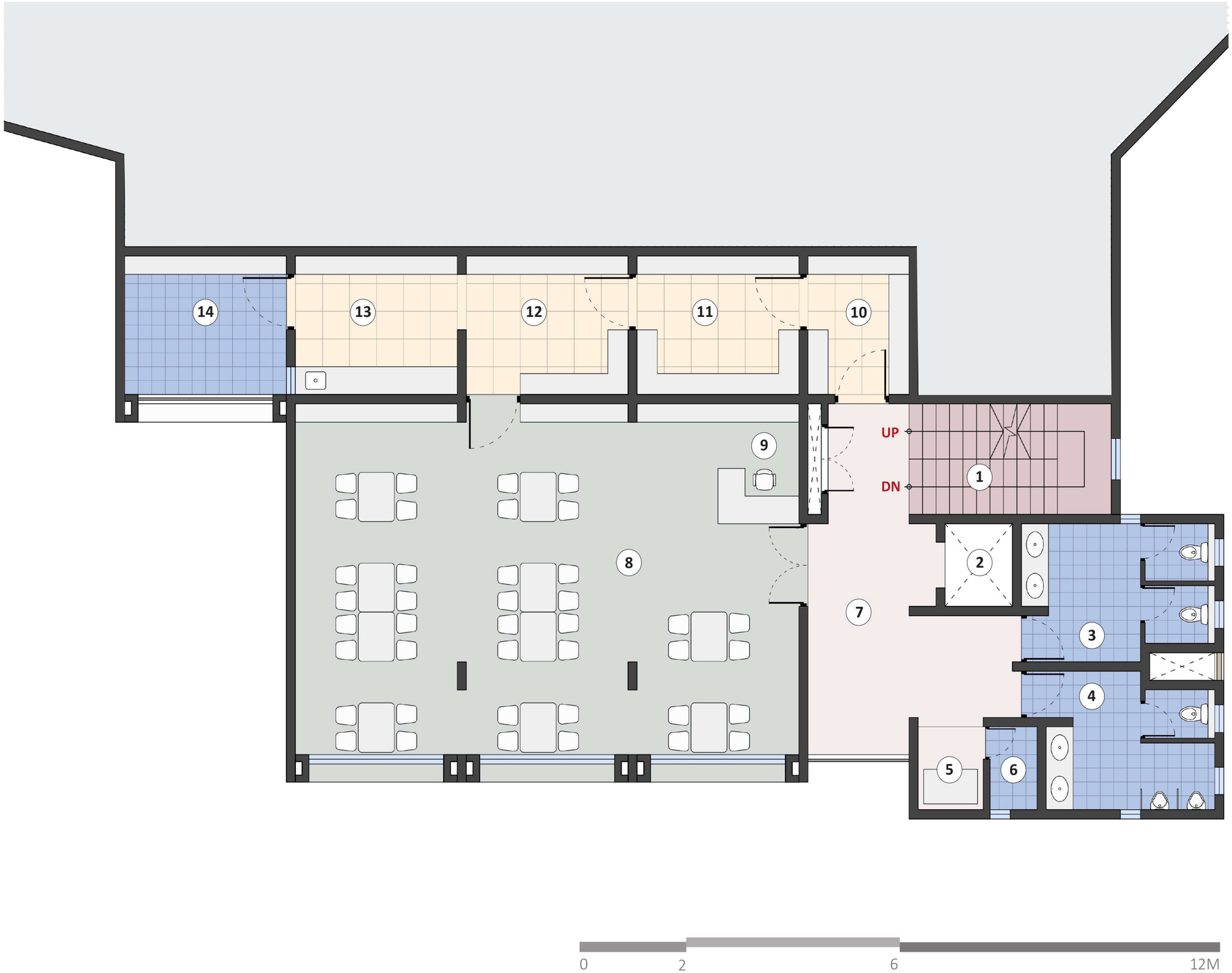

AMENITY BUILDING

GROUND LEVEL (DEPARTMENTAL STORE)

LEGEND

1. Staircase
2. Lift Shaft
3. Toilet (F)
4. Toilet (M)
5. Handicapped Toilet
6. Entrance Foyer
7. Corridor (2.25M Wide)
8. Display
9. Departmental Store (11.2M X 12.4M)
10. Cash Counter
11. Trolley Holding
12. Store Manager
13. Store Room
14. Parking
15. Loading / Unloading Bay

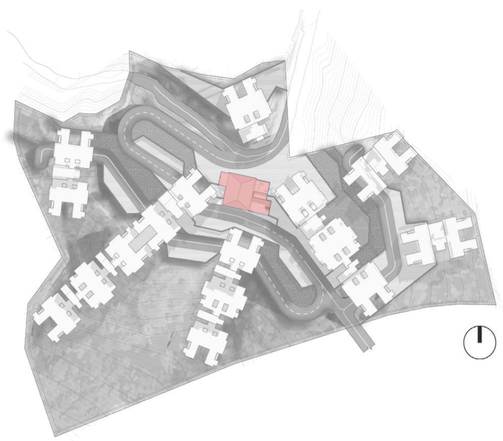

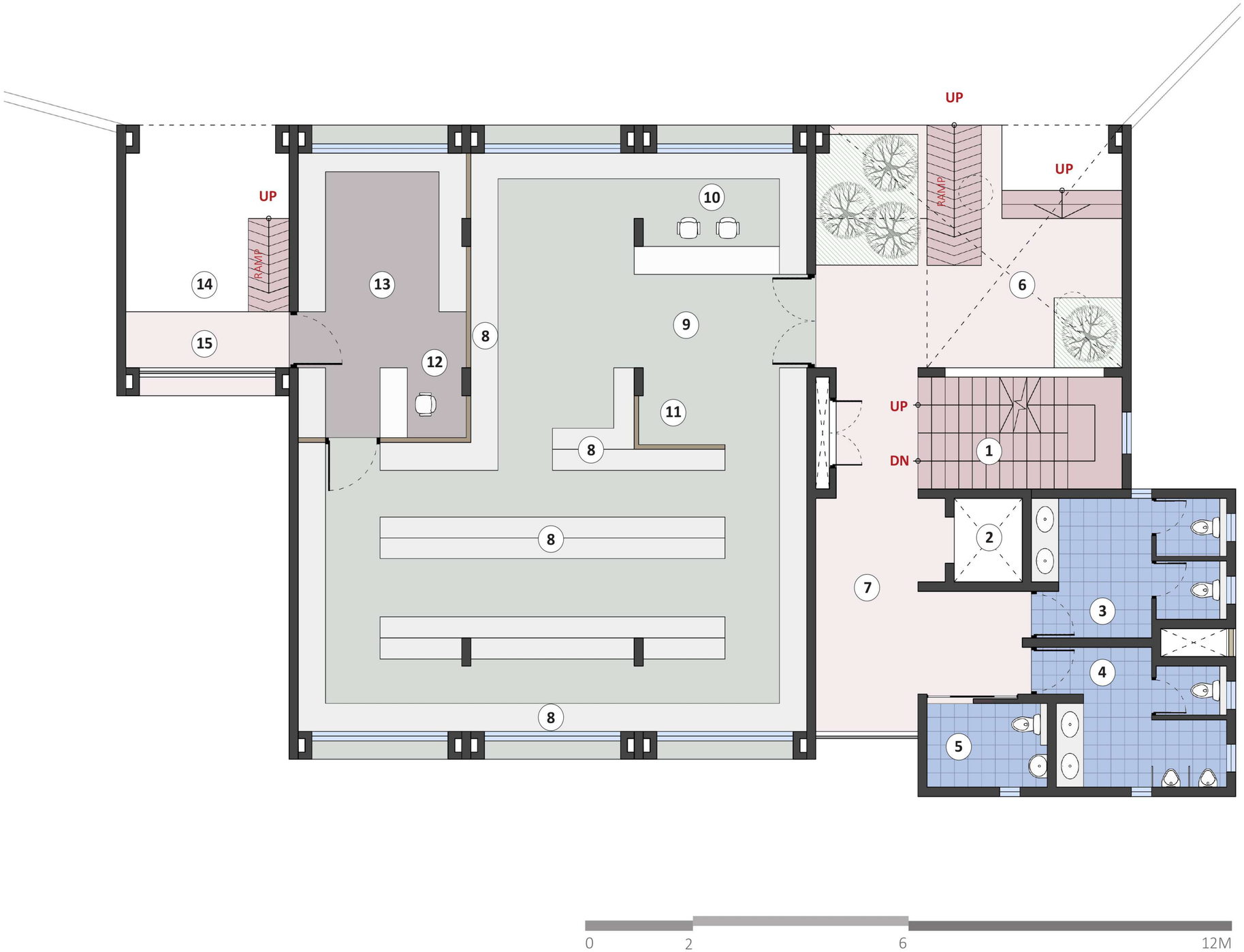

AMENITY BUILDING

LEVEL +1 (DEPARTMENTAL STORE)

LEGEND

1. Staircase
2. Lift Shaft
3. Toilet (F)
4. Toilet (M)
5. Drinking Water
6. Janitor's Closet
7. Corridor (2.25M Wide)
8. Multipurpose Hall (11.20M X 12.4M)
9. Store Room (3.60M X 5.00M)

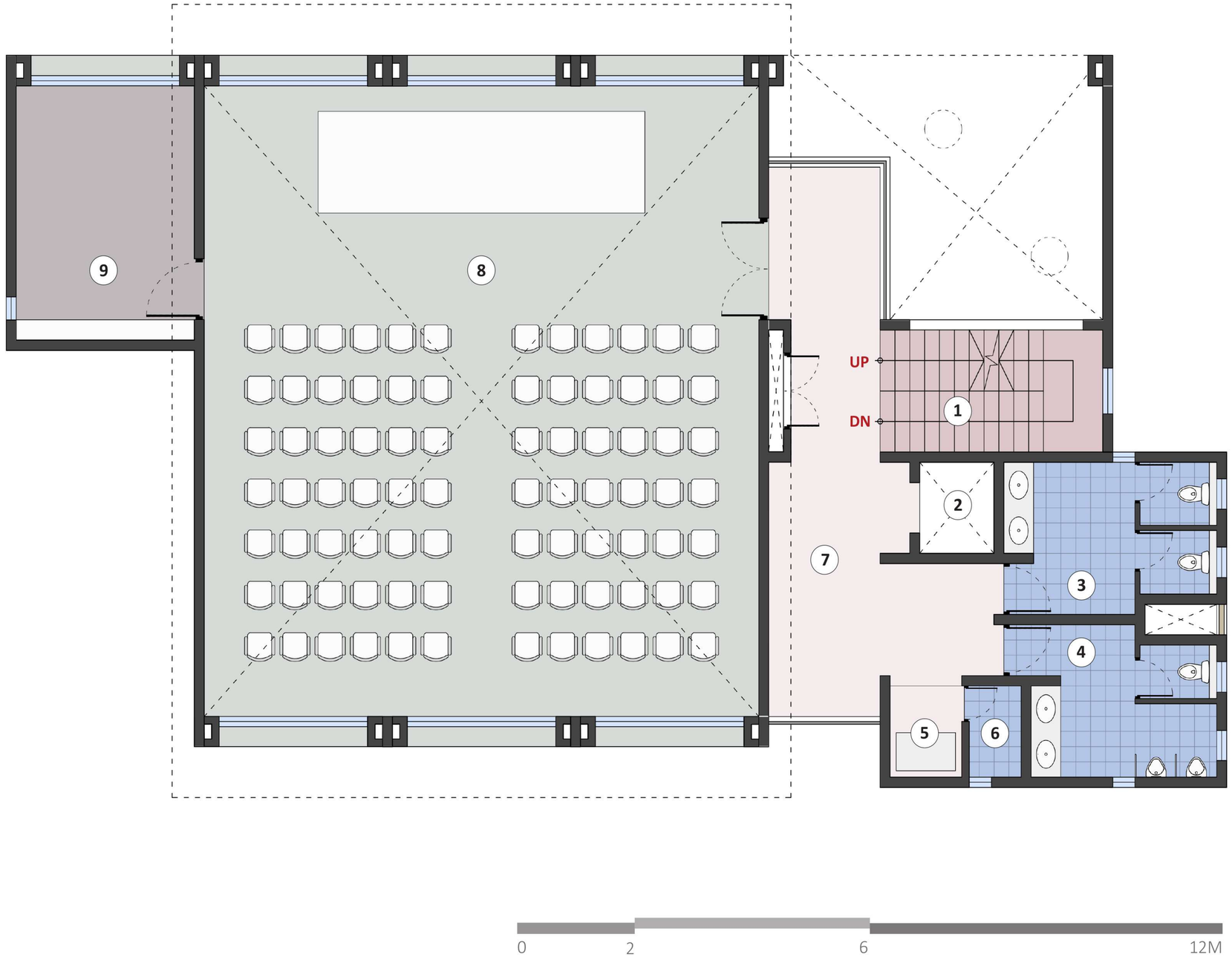

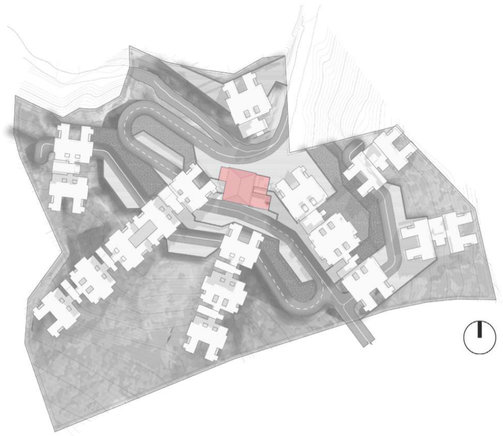

VIEW OF THE ENTRANCE OF THE AMENITY BUILDING

DEPARTMENTAL STORE - AMENITY BUILDING

MULTIPURPOSE HALL - AMENITY BUILDING

MULTIPURPOSE HALL - AMENITY BUILDING

MULTI - CUISINE RESTAURANT - AMENITY BUILDING

MULTI - CUISINE RESTAURANT - AMENITY BUILDING

MECHANICAL STACKED PARKING

MECHANICAL STACKED PARKING

MECHANICAL STACKED PARKING

VIEW FROM COMMON TERRACES AT FEDERATION ENCLAVES

FEDERATION ENCLAVE WITH CASCADE CONDITION

VIEW OF BUILDINGS RESPECTING EXISTING TOPOGRAPHICAL CONDITIONS

VIEW OF BUILDINGS RESPECTING EXISTING TOPOGRAPHICAL CONDITIONS

VIEW FROM THE ROAD

VIEW FROM THE ROAD

VIEW FROM THE ROAD TOWARDS AMENITY BUILDING

VIEW FROM THE BUILDING TERRACE

AERIAL VIEW OF FEDERATION ENCLAVE

AERIAL VIEW OF FEDERATION ENCLAVE

VIEW OF BUILDINGS RESPECTING EXISTING TOPOGRAPHICAL CONDITIONS

VALLEY VIEW OF FEDERATION ENCLAVE

AERIAL VIEW OF FEDERATION ENCLAVE

AERIAL VIEW OF FEDERATION ENCLAVE

AERIAL VIEW OF FEDERATION ENCLAVE